

## Standard Preparation 1200 mm Work Table on Wheels

ITEM # \_\_\_\_\_

MODEL # \_\_\_\_\_

NAME # \_\_\_\_\_

SIS # \_\_\_\_\_

AIA # \_\_\_\_\_


**132835 (TG1200PR)**

 Work Table on wheels,  
1200mm (H=900)

### Short Form Specification

#### Item No. \_\_\_\_\_

The 50mm high worktop in 304 AISI stainless steel, 1mm in thickness, has upturned edges and incorporates a layer of sound deadening, waterproof and fireproof material. Square section legs 40x40mm on wheels.

### Main Features

- Mounted on 4 swiveling castors, 2 with brakes.
- The high of the table is 900mm with the wheels for a perfect alignment with all other units and for easy movement of pots and pans through the equipments in the kitchen.
- The table can be ordered with the drawer of 400 mm or 600 mm (optional accessory): thanks to the design of the drawer, additional drawers can be added to the first single drawer to create chest of 2, 3 or 4 drawers based on customer's needs.
- Sturdiness, stability and reliability of table accurately tested.
- Ideal for central positioning in the kitchen, either as island installation or back to back.

### Construction

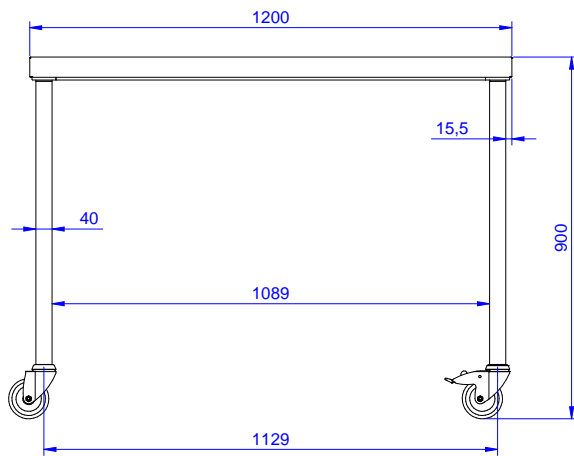
- Wide range of taps are available to suit every need.
- 100 mm upstand with 10 mm radiused corner and 13 mm deep, designed to be used against a wall.
- 50 mm worktop in 304 AISI stainless steel, 10/10 in thickness with upturned edges and reinforced waterproof underpanel, incorporates a layer of sound deadening materials.
- 400 or 600 mm wide single drawer, chest of 4 drawers, lower shelf, three-sided underframe and set of castors as alternative to the feet, can be fitted as optional on all work tables.
- 40 mm-thick lower shelf (available as optional accessory on some models) slots easily into place at a height of 200 mm from the floor. Lower shelf is compulsory to install the chest of drawers.
- Square section legs and 40 mm height-adjustable feet in 304 AISI stainless steel.
- Table top slots into legs without using screws to facilitate installation.

### Optional Accessories

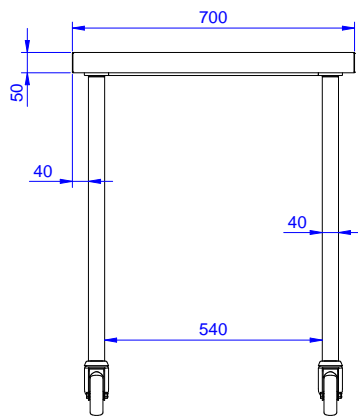
- Lower shelf for 1200mm tables and sinks and for 1800 mm undercounter dishwasher sinks PNC 855145 ☐
- 3-sided underframe for 1200mm tables PNC 855152 ☐
- Single drawer GN 1/1, 400mm PNC 855280 ☐
- Single drawer, 600mm PNC 855281 ☐
- Additional drawer, 600mm (to set up a chest of 2, 3, 4 drawers) PNC 855295 ☐
- Additional drawer GN 1/1, 400mm (to set up a chest of 2, 3, 4 drawers) PNC 855298 ☐

APPROVAL: \_\_\_\_\_


Front



Side



Top



### Key Information:

External dimensions, Width:	
132835 (TG1200PR)	1200 mm
External dimensions, Depth:	700 mm
External dimensions, Height:	900 mm
Worktop thickness:	50 mm
Net weight:	40 kg